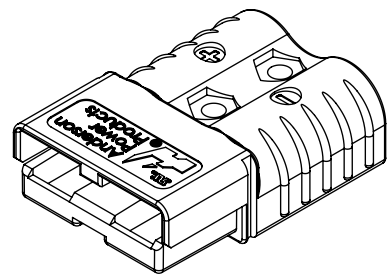
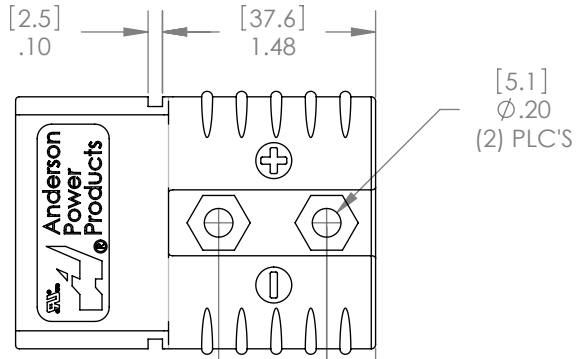


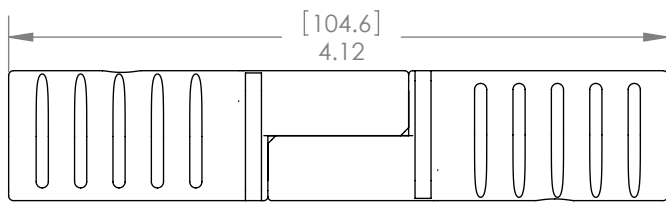
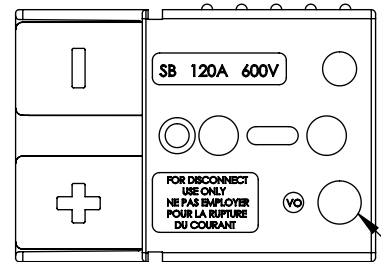
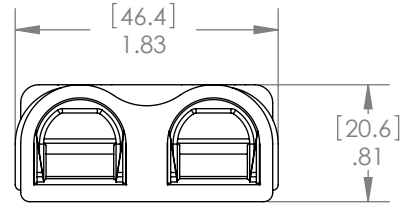
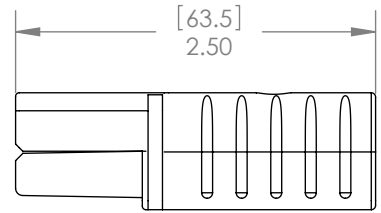
THE INFORMATION CONTAINED IN THIS DRAWING IS THE SOLE PROPERTY OF ANDERSON POWER PRODUCTS. ANY REPRODUCTION IN PART OR WHOLE WITHOUT THE WRITTEN PERMISSION OF ANDERSON POWER PRODUCTS IS PROHIBITED.

Copyright 2013

ANDERSON POWER PRODUCTS RESERVES THE RIGHT TO ALTER PRODUCT TYPES, THEIR TECHNICAL DATA, DIMENSION, STYLE AND ACCESSORIES WITHOUT PRIOR NOTIFICATION.



COLOR	P/N	MAT'L	TEXT
GRAY	6810G1	PC	BLANK
	P6810G1	PC/PBT	"P"
BLUE	6810G2	PC	BLANK
	P6810G2	PC/PBT	"P"
RED	6810G3	PC	BLANK
	P6810G3	PC/PBT	"P"



MATED PAIR

SEE TABLE FOR RAISED TEXT

NOTES:

1. SPRING/HOUSING ASSEMBLIES ARE UL RECOGNIZED PER FILE E26226, CSA CERTIFIED PER LR25154
2. HOUSINGS ARE KEYPED TO ONLY ALLOW MATING WITH THE SAME COLOR HOUSING.
3. FOR ASSEMBLY INSTRUCTIONS, SEE DOCUMENT 1S1030A
4. HOUSING ASSEMBLIES ACCOMODATE ANDERSON CONTACTS FOR WIRE RANGES #6 AWG TO #2 AWG.

DIMENSIONS ARE IN:	INCH [MM]	<i>APPROVALS</i>	
UNLESS OTHERWISE STATED		DRAWN	BAL 10/24/2000
TOLERANCES:		CHECKED	DJD 10/24/2000
DECIMALS (INCH)	DECIMALS (MM)	ANGLES	
.XX ± .02	.X ± .5	±2°	
SURFACE FINISH:		MFG APPRV	CHB 10/24/2000
MACHINED 128µin [3.2µ]		QC APPRV	RPO 10/24/2000
MOLDED 64µin [1.6µ]		ENG APPRV	BAL 10/24/2000
MATERIAL: SPRINGS-STAINLESS STEEL			
HOUSINGS-SEE TABLE			
FINISH:			



TITLE
120A DUAL POLE
SPRING AND HOUSING

REV.	DESCRIPTION	APPRV	DATE
4	ECRN-14934 COLOR KEYING ADDED	TWE	7/5/11
3	ECRN 14661: "PC/PBT" WAS "PBT"	CMS	7/7/10
2	ECRN 14391: REDRAW, UPDATE BORDER, ADD TABLE	AMS	3/3/09

REVISIONS



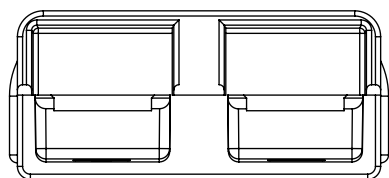
-CAD GENERATED DRAWING-
DO NOT MANUALLY UPDATE
DO NOT SCALE

SIZE	A	DWG NO.	114283S1	REV.	4
SCALE	NONE	CADFILE	01310	SHEET	1 OF 2

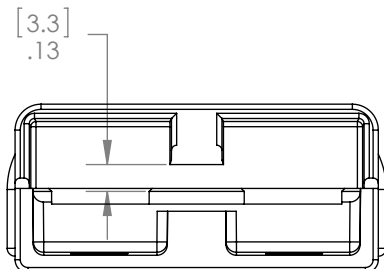
THE INFORMATION CONTAINED IN THIS DRAWING IS THE SOLE PROPERTY OF ANDERSON POWER PRODUCTS. ANY REPRODUCTION IN PART OR WHOLE WITHOUT THE WRITTEN PERMISSION OF ANDERSON POWER PRODUCTS IS PROHIBITED.

Copyright 2013

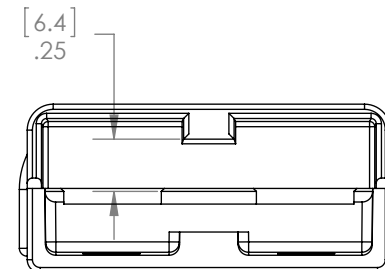
ANDERSON POWER PRODUCTS RESERVES THE RIGHT TO ALTER PRODUCT TYPES, THEIR TECHNICAL DATA, DIMENSION, STYLE AND ACCESSORIES WITHOUT PRIOR NOTIFICATION.



GRAY VOLTAGE KEYING



BLUE VOLTAGE KEYING



RED VOLTAGE KEYING

DIMENSIONS ARE IN:		INCH [MM]		<i>APPROVALS</i>		ANDERSON POWER PRODUCTS			
UNLESS OTHERWISE STATED		TOLERANCES:		DRAWN				TITLE	
DECIMALS (INCH) DECIMALS (MM) ANGLES		.XX ±.02 .X ±.5 ±2°		BAL	10/24/2000	120A DUAL POLE SPRING AND HOUSING			
SURFACE FINISH:		MACHINED 128µin [3.2µ]		CHECKED	DJD			10/24/2000	
MOLDED 64µin [1.6µ]		MATERIAL: SPRINGS-STAINLESS STEEL HOUSINGS-SEE TABLE		MFG APPRV	CHB			10/24/2000	
FINISH:				QC APPRV	RPO			10/24/2000	
				ENG APPRV	BAL	10/24/2000	SIZE	DWG NO.	REV.
				-CAD GENERATED DRAWING- DO NOT MANUALLY UPDATE DO NOT SCALE		A		114283S1	4
						SCALE		CADFILE	SHEET
						NONE		01310	2 OF 2

-	See Sheet1	-	-
REV.	DESCRIPTION	APPRV	DATE
REVISIONS			